

## Stand Activity Summary for North Bolivar School District

**Filters Applied:** County:   
 Client Class:   
 District:   
 Client: North Bolivar School Distr   
 STR:   
 Activity:   
 Year: 2012 Through 2021

STR	Strata	Stand	Activity	Acre	Est. Cost	Est. Revenue
<b>2012</b>						
16 24N 6W	2	8	Harvest, Mechanical, Final, Machine, Misc Hardwood	75	\$3,000.00	\$70,125.00
<b>Yearly Totals</b>				75	\$3,000.00	\$70,125.00
<b>2013</b>						
16 24N 6W	2	8	Regeneration, Artificial, Plant, Hand, Misc Red Oak	75	\$9,375.00	\$0.00
<b>Yearly Totals</b>				75	\$9,375.00	\$0.00
<b>2014</b>						
16 24N 5W	1	7	Harvest, Mechanical, Final, Machine, Misc Hardwood	78	\$2,730.00	\$33,930.00
<b>Yearly Totals</b>				78	\$2,730.00	\$33,930.00
<b>2015</b>						
16 24N 5W	1	7	Regeneration, Artificial, Plant, Hand, Misc Red Oak	78	\$9,750.00	\$0.00
<b>Yearly Totals</b>				78	\$9,750.00	\$0.00
<b>2018</b>						
16 24N 6W	2	1	Harvest, Mechanical, Final, Machine, Misc Hardwood	6	\$210.00	\$5,610.00
16 24N 6W	2	6	Harvest, Mechanical, Final, Machine, Misc Hardwood	14	\$490.00	\$13,090.00
16 24N 6W	2	9	Harvest, Mechanical, Final, Machine, Misc Hardwood	37	\$1,295.00	\$34,595.00
<b>Yearly Totals</b>				57	\$1,995.00	\$53,295.00
<b>2019</b>						
16 24N 6W	2	1	Regeneration, Artificial, Plant, Hand, Misc Red Oak	6	\$750.00	\$0.00
16 24N 6W	2	6	Regeneration, Artificial, Seed, Hand, Misc Red Oak	14	\$1,750.00	\$0.00

STR	Strata	Stand	Activity	Acre	Est. Cost	Est. Revenue	
16 24N 6W	2	9	Regeneration, Artificial, Plant, Hand, Misc Red Oak	37	\$4,625.00	\$0.00	
				Yearly Totals	57	\$7,125.00	\$0.00
				<b>Grand Totals</b>	<b>420</b>	<b>\$33,975.00</b>	<b>\$157,350.00</b>

Stand Activity Summary for  
North Bolivar School District

**Filters Applied:** County:  
Client Class:  
District:  
Client: North Bolivar School Distr  
STR:  
Activity: Harvest  
Year: 2012 Through 2021

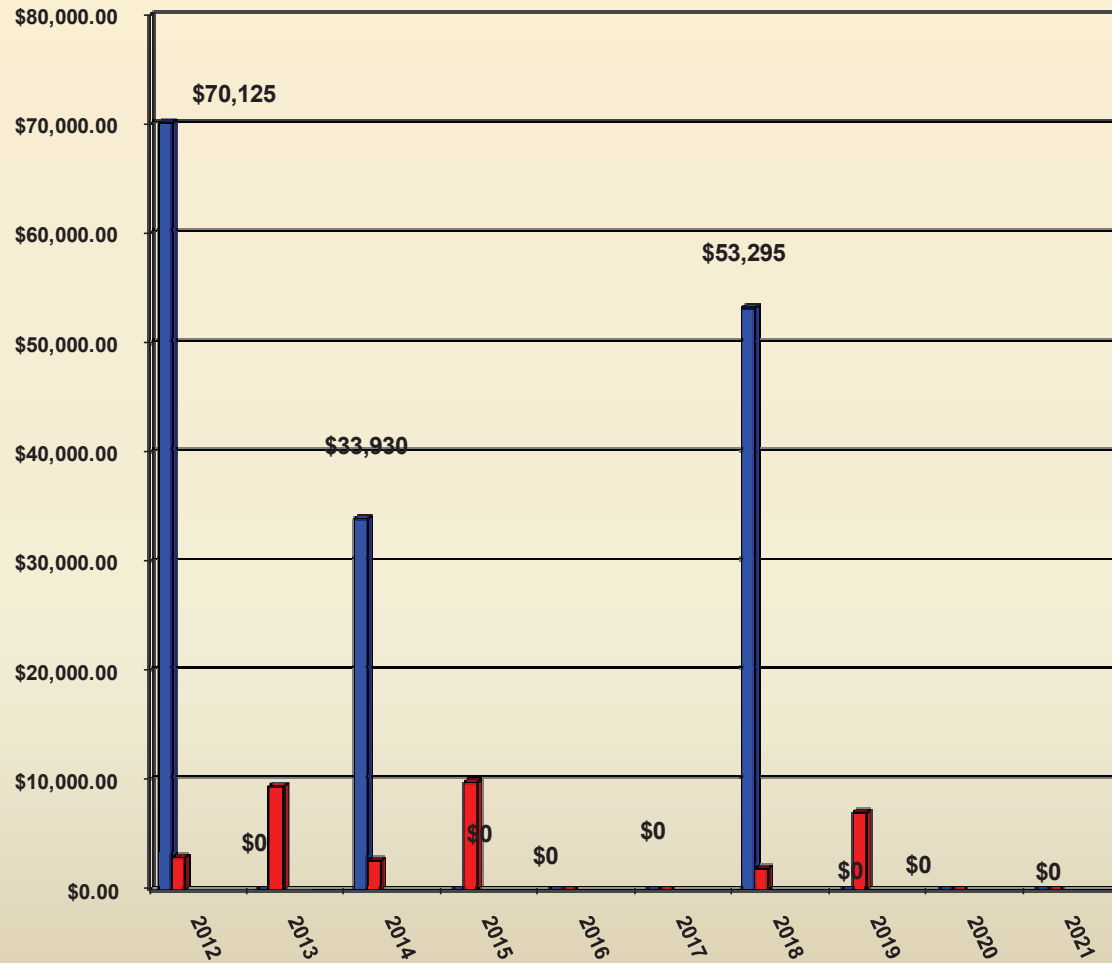
STR	Strata	Stand	Activity	Acre	Est. Cost	Est. Revenue
<b>2012</b>						
16 24N 6W	2	8	Harvest, Mechanical, Final, Machine, Misc Hardwood	75	\$3,000.00	\$70,125.00
Yearly Totals				75	\$3,000.00	\$70,125.00
<b>2014</b>						
16 24N 5W	1	7	Harvest, Mechanical, Final, Machine, Misc Hardwood	78	\$2,730.00	\$33,930.00
Yearly Totals				78	\$2,730.00	\$33,930.00
<b>2018</b>						
16 24N 6W	2	1	Harvest, Mechanical, Final, Machine, Misc Hardwood	6	\$210.00	\$5,610.00
16 24N 6W	2	6	Harvest, Mechanical, Final, Machine, Misc Hardwood	14	\$490.00	\$13,090.00
16 24N 6W	2	9	Harvest, Mechanical, Final, Machine, Misc Hardwood	37	\$1,295.00	\$34,595.00
Yearly Totals				57	\$1,995.00	\$53,295.00
<b>Grand Totals</b>				<b>210</b>	<b>\$7,725.00</b>	<b>\$157,350.00</b>

# Property Activities Report

**Filters Applied:** County:  
 Client Class:  
 District:  
 Client: North Bolivar School Distr  
 STR:  
 Year: 2012 Through 2021

Client Name	Plan Year	STR	Act. Name	Method	Practice	Application	Est. Cost	Act. Object	Est. Miles
							Totals	\$0.00	0
							Summary for 'PlanYear' =		
							Totals	\$0.00	0
							Summary for		
							Totals	\$0.00	0
<b>Grand Totals</b>								<b>\$0.00</b>	<b>0</b>

# NORTH BOLIVAR SCHOOL DISTRICT REVENUE – EXPENSES 2012-2021



■ REVENUE  
■ EXPENSE

These are estimated  
Revenue and Expenses

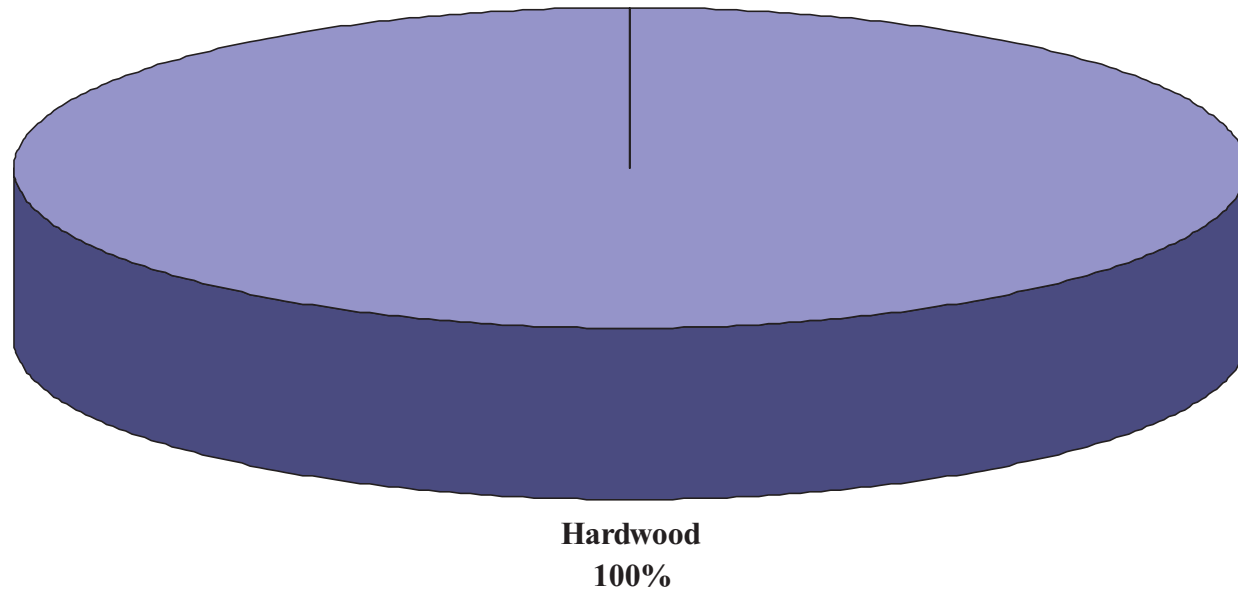
**Filters Applied:**

County:  
Client Class:

District:  
Client: North Bolivar School Distr

STR:

### Broad Cover Type Distribution



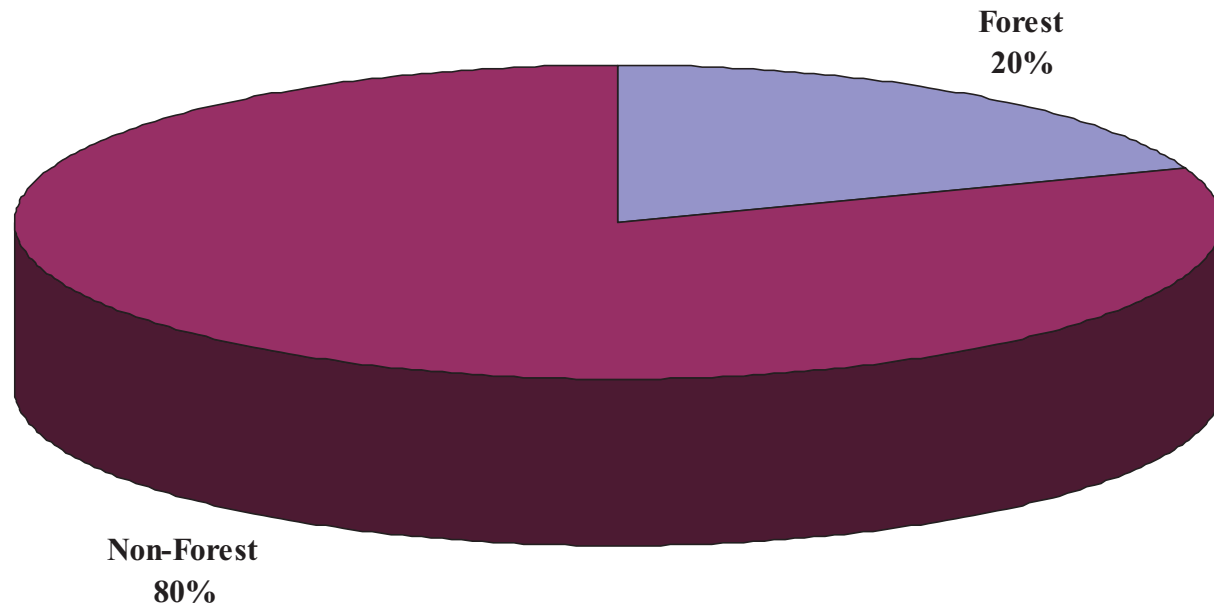
**Filters Applied:**

County:  
Client Class:

District:  
Client: North Bolivar School Distr

STR:

### Land Use Distribution



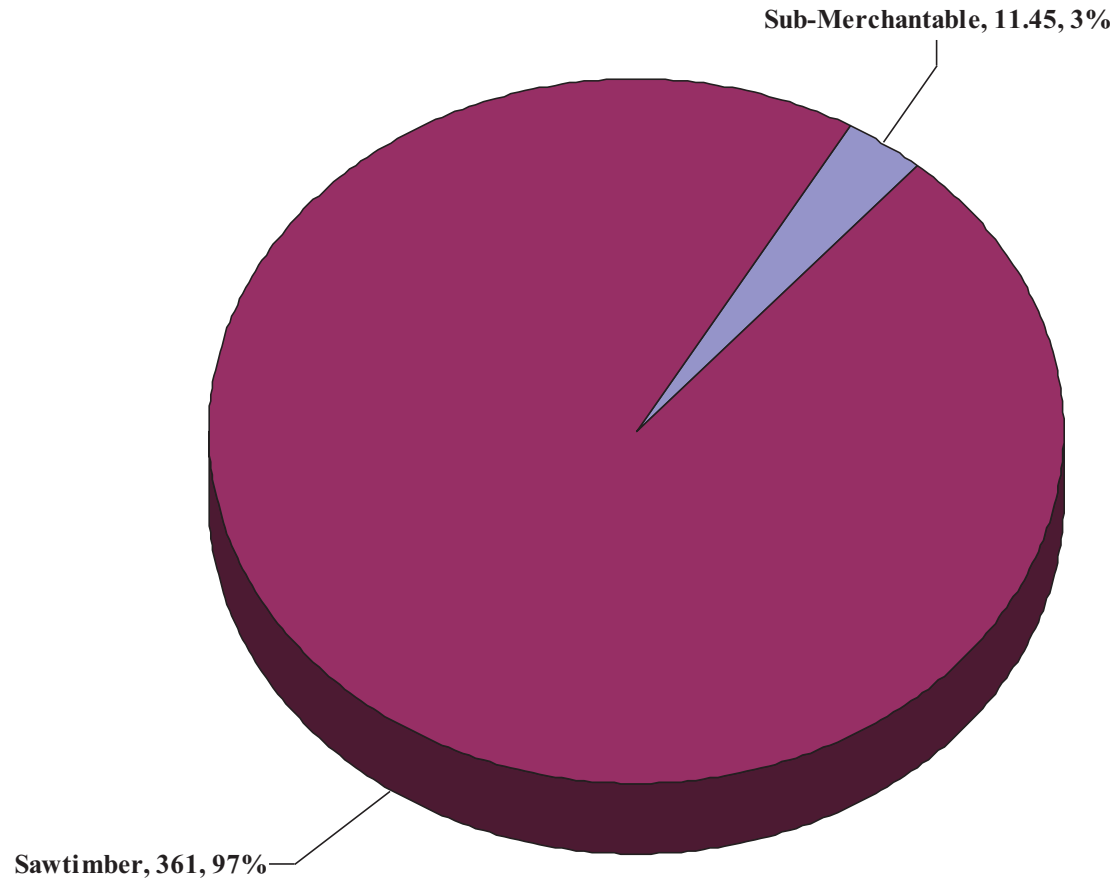
**Filters Applied:**

County:  
Client Class:

District:  
Client: North Bolivar School Distr

STR:

### Forested Stands Class Distribution by Acres





**Filters Applied:**

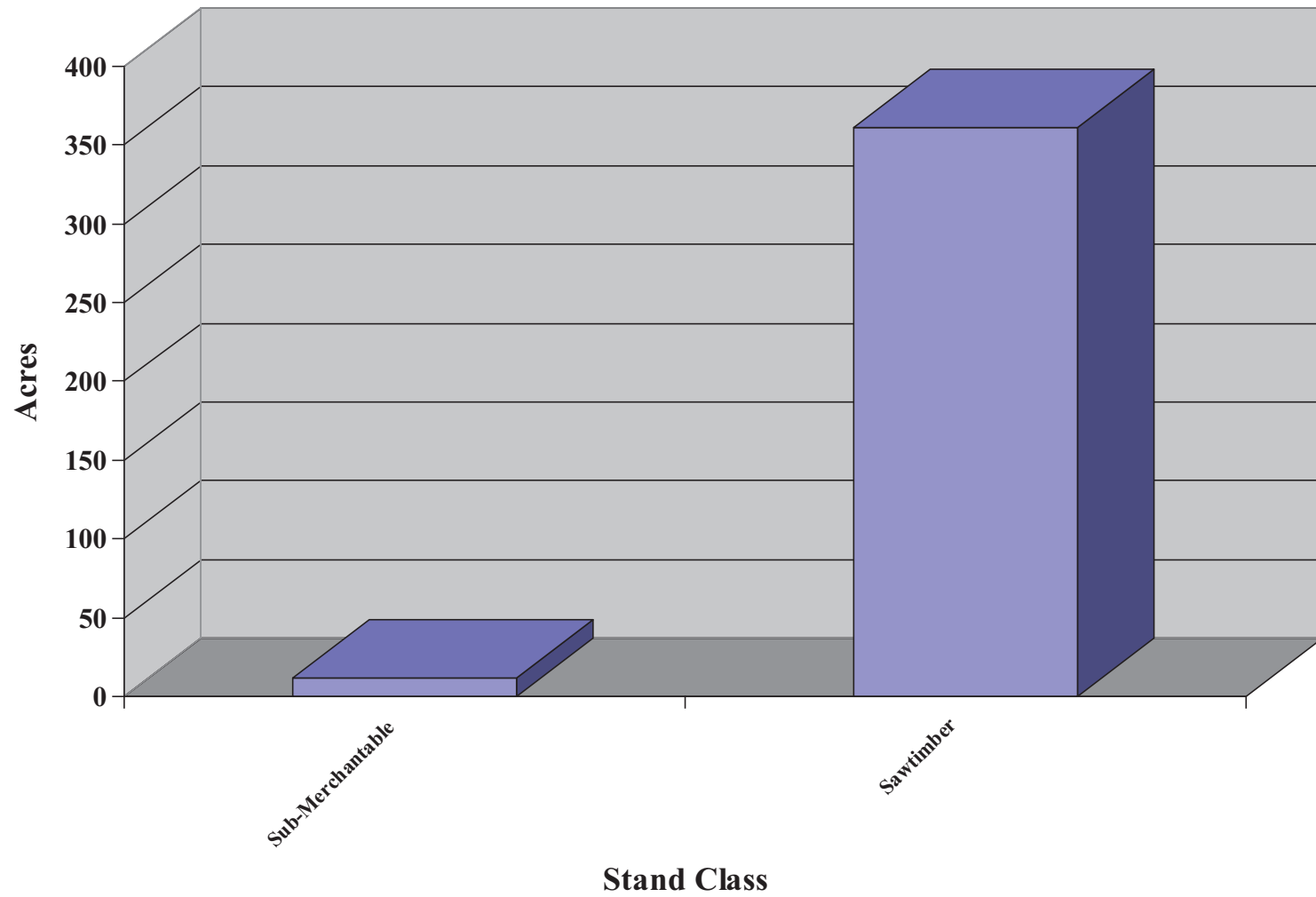
County:  
District:

Client: North Bolivar School Distr  
STR:

Broad Cover Type:  
Client Class:

Stand Age: Through

### Forested Stands Graph



**Filters Applied:**

County:  
District:

Client: North Bolivar School Distr  
STR:

Broad Cover Type:  
Client Class:

Stand Age: Through

### Age Distribution Graph

